

## A Message from the President

Congratulations on purchasing an Anchor Audio sound system, the choice of thousands of satisfied customers including the White House, prestigious universities, school districts nationwide, police and fire departments, and all branches of the U.S. military. Our products are made of the finest materials and built with pride in the U.S.

We've incorporated the latest technology into your sound system yet kept it simple to use. Just take a few minutes to review this manual to ensure the maximum enjoyment of your Anchor system. Or, you can view a demonstration video complete with a trouble shooting section at [www.anchoraudio.com](http://www.anchoraudio.com).

Feel free to call our friendly customer support staff at 1-800-ANCHOR1 Monday thru Friday between 7:00am and 5:00pm Pacific Standard Time with any questions. We love to hear from our customers.

Janet Jacobs, President  
on behalf of all Anchor employees

## CONTENTS

GETTING STARTED / WARRANTY INFORMATION .....	1
WHAT IS COUNCILMAN? / BASIC SYSTEM OPERATION /OPERATING WIRELESS MICROPHONE ...	2
TECHNICAL SPECIFICATIONS .....	3

### GETTING STARTED

Please check your new unit carefully for any damage which may have occurred during shipment. Each Anchor product is carefully inspected at the factory and packed in specially designed boxes for safe transport.

Notify the freight carrier immediately of any damage to the shipping box or product. Repack the unit in the original box and wait for inspection by the carrier's claim agent. Notify your dealer of the pending freight claim.

**NOTE:** All damage claims must be made with freight carrier!

### RETURNING SYSTEMS FOR SERVICE OR REPAIR

For service or repair, please contact the dealer you purchased your system from or Anchor Audio Customer Service at 800.262.4671 to obtain a RA (*Return Authorization*) number. You may also complete an online RA request form at [www.anchoraudio.com](http://www.anchoraudio.com). All shipments to Anchor Audio must include a RA number and must be shipped prepaid. C.O.D. shipments will be refused and returned at your expense.

**IMPORTANT:** Save the shipping box & packing materials, they were specially designed to ship your unit!

### WARRANTY REGISTRATION

Visit our website at [www.anchoraudio.com](http://www.anchoraudio.com) and select "Warranty Registration." Complete the online form to activate the six-year limited warranty on your CouncilMAN system and two-year limited warranty for the microphones.



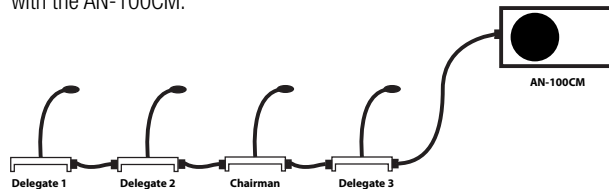
SIX YEAR WARRANTY

## WHAT IS COUNCILMAN?

CouncilMAN is a wired conference system that's simple to set up and easy to use. The main system components include:

- CHM-100 Chairman base
- DEL-100 Delegate bases
- Gooseneck microphones
- AN-100CM speaker/power console

Station to station connection is made using standard microphone cable with 3-pin XLR connectors. The AN-100CM provides power to each microphone base. Up to 10 microphone bases can be used with the AN-100CM.



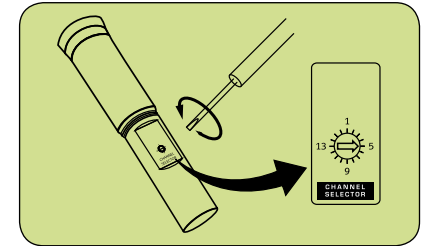
A typical four base conference system is illustrated here

## BASIC SYSTEM OPERATION

1. Place a microphone into each base
2. Daisy-chain all the microphone bases and the AN-100CM powered speaker. The speaker must be near a power outlet – plug in the AC cord.
3. Set the AN-100CM power switch to ON and volume knob to 12 o'clock
4. Push the microphone base MIC ON/OFF buttons once to talk, press again to turn off. When a microphone is live, its talk switch will be illuminated.
5. Adjust the microphone so it is near the mouth
6. Set volume controls on each base

**IMPORTANT:** When the conference system is powered up, all microphones wake up in the OFF condition.

## OPERATING THE WIRELESS MICROPHONE WITH AN-100CMU1



### CHANNEL SELECTION - HANDHELD TRANSMITTER

1. Unscrew battery cover on bottom of microphone
2. Set the CHANNEL SELECTOR dial to match the channel setting of your receiver on the AN-100CMU1
3. Replace the battery cover
4. Adjust volume on AN-100CMU1 and begin speaking

## AN-100CM Powered Speaker



The AN-100CM can power up to ten chairman and delegate microphones. The AN-100CM can be connected to either end of the daisy chain. When connected at an end, only one of the AN-100CM's XLR connectors will be occupied.

The AN-100CM also includes a 3.5mm standard Line In allowing audio from other sources to be played through the system. A 1/4" Line Out is provided for connection to a recorder or other device. The power switch, volume control knob and all input and output connectors are on the control panel on the rear of the speaker. The balanced XLR Line Out can be used to connect another Anchor system for larger crowd coverage or to the house system.

## CHM-100 and DEL-100 Microphone Bases

The microphone bases have a 3-pin XLR Input Jack and a 3-pin XLR Output Jack. Daisy chain the microphones in any order with the AN-100CM using the EX-4M (4 foot mic cable) or EX-25M (25 foot mic cable). Each base has a 3-pin XLR Female electret microphone jack

### CHM-100 Chairman Controls:

**MIC ON/OFF** – push once to Talk and push again to mute, LED lit when mic is live


**Rotary Volume** – adjustable volume for each user's voice level

**Mute Others** – press for several seconds to Mute All delegates in the conference system or the wireless module

### DEL-100 Delegate Controls:

**MIC ON/OFF** – push once to Talk and push again to mute, LED lit when mic is live. If the Chairman mutes all, the Talk/On/Off button must be pressed to have the mic go live.

**Rotary Volume** – adjustable volume for each user's voice level





SIX YEAR WARRANTY

## COUNCILMAN TECHNICAL SPECIFICATIONS

### AN-100CM Console Speaker

Rated Power Output	30 watts	Line In	3.5mm
Max SPL @ Rated Power	106 dB @ 1 meter	Line Out	Lo-Z, buffered, XLR and 1/4" Balanced
Frequency Response	65 Hz – 18 kHz ± 3 dB	Line Output Level	-20 dBV (100 mVrms)
Speaker Type	4.5" woofer, 10 mm dome tweeter Magnetically Shielded	Enclosure Material	ABS Plastic
AC Power Reqs.	100 – 240 VAC, 50/60 Hz	Dimensions (HWD)	5.25" x 8.4" x 9" (13 x 21 x 23 cm)
Fuse Rating	T 1.0A / 250V (internally mounted)	Weight	8.5 lbs / 3.8 Kg
Export Model	T 0.5A / 250V (internally mounted)	Warranty	6 years

### CHM-100/DEL-100 Microphone Base

Power Requirement	+22 VDC @ 60 mA from pin 2 of daisy chain
Output Impedance	>10k Ω
Phantom Power	18 V
Dimensions (HWD)	5.8" x 6.5" x 1.75" (14.73 x 16.51 x 4.45 cm)
Weight	0.90 lbs / .41 Kg
Daisy Chain In/Out	Male and Female 3 pin XLR
CHM-100 Controls	Push to Talk, Volume and Mute Others
DEL-100 Controls	Push to Talk and Volume
Warranty	2 years

### GM-100 Gooseneck Microphone

Pickup Pattern	Cardioid
Type	Back Electret Condenser
Phantom Power	9 - 52 Volts DC
Impedance	200 Ω @ 1kHz
Response	80 Hz - 17 kHz ±3dB
Sensitivity	-56 dB @ 1 kHz open circuit (0 dB = 1 V/ubar)
Dimension	18.75" from mic tip to XLR top, 2 flex sections
Microphone	0.54" O.D.
Warranty	2 years



(Specifications Subject to Change Without Notice)

**ANCHOR AUDIO CUSTOMER SERVICE**  
**800.262.4671**

**FOR ADDITIONAL INFORMATION**  
**visit [www.anchoraudio.com](http://www.anchoraudio.com)**